

Course evaluation for GEON04 2018 report


For 2018, it was the seventh time the Master course GEON04 was taught. This year eleven students took the course and nine answered the course evaluation.

The statistics for the course are shown below, and in this summary only general comments are made. All involved teachers have received the full report, including comments on each lecture. The involved teachers are asked to reflect upon their role and how the lectures and seminars can be improved for next year.

Overall the comments from the students were very positive. **The course received grades in general between 4 and 5, which is very positive. For 2019 we will have a detailed look at the course syllabus and reflect on the amount of literature. If possible, we will reduce the number of students in each group for the field work. We will continue to develop the seminars to be as rewarding and interesting as possible. The course is taken by a wide range of students and we need to think about a way to accommodate this large diversity in background knowledge. We will include a team-building activity in the beginning of the course.** The course evaluation demonstrates again how important the field work is.



Helena L. Filipsson, course coordinator



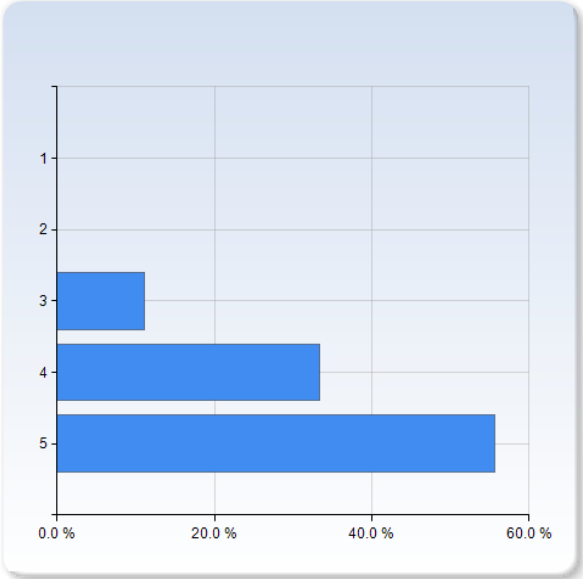
Robin Jansson (student repr.)

GEON04 kursutvärdering 2018

- Respondents: 11
Answer Count: 9
Answer Frequency: 81.82 %

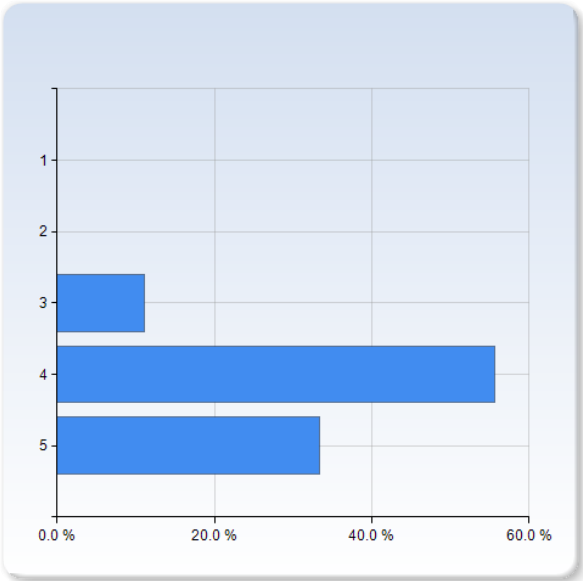
What did you think overall about the course? (5 is the highest, 1 is the lowest)

What did you think overall about the course? (5 is the highest, 1 is the lowest)	Number of Responses
1	0 (0.0%)
2	0 (0.0%)
3	1 (11.1%)
4	3 (33.3%)
5	5 (55.6%)
Total	9 (100.0%)



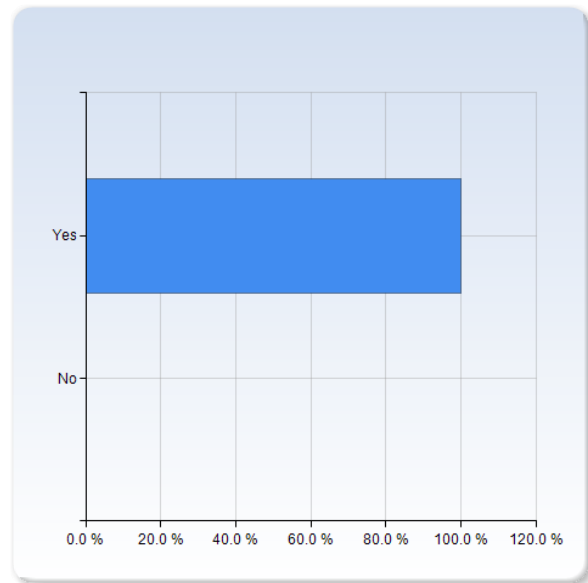
What did you think overall about the lectures? (5 is the highest, 1 is the lowest)

What did you think overall about the lectures? (5 is the highest, 1 is the lowest)	Number of Responses
1	0 (0.0%)
2	0 (0.0%)
3	1 (11.1%)
4	5 (55.6%)
5	3 (33.3%)
Total	9 (100.0%)



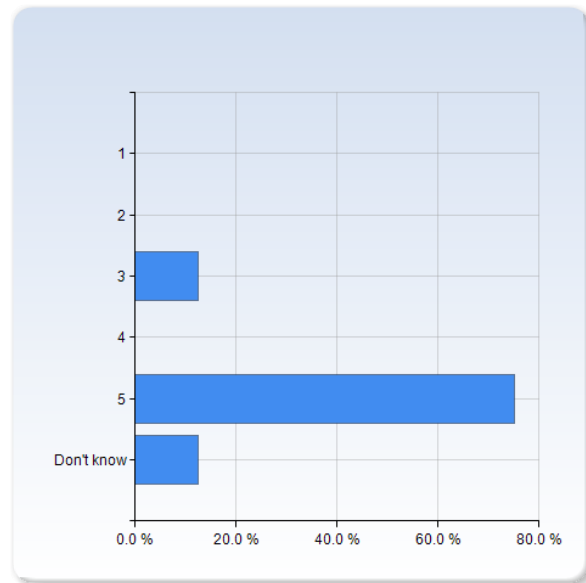
Did the seminars/exercises in connection with the lectures increase your own learning?

Did the seminars/exercises in connection with the lectures increase your own learning?	Number of Responses
Yes	9 (100.0%)
No	0 (0.0%)
Total	9 (100.0%)



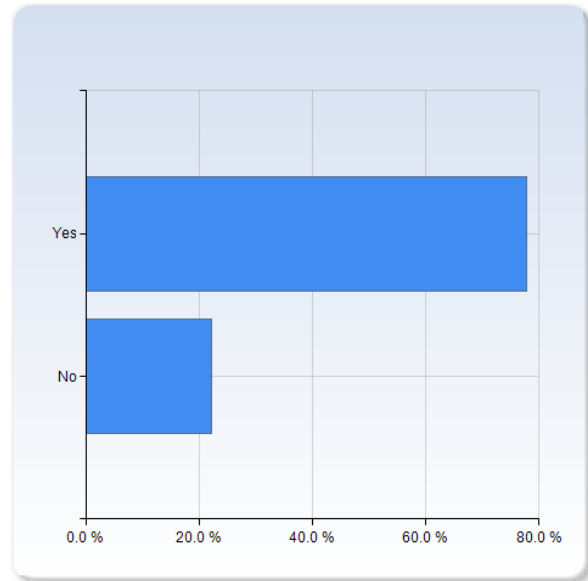
What did you think about the lab work in connection to the lectures? (foraminifera)

What did you think about the lab work in connection to the lectures? (foraminifera)	Number of Responses
1	0 (0.0%)
2	0 (0.0%)
3	1 (12.5%)
4	0 (0.0%)
5	6 (75.0%)
Don't know	1 (12.5%)
Total	8 (100.0%)



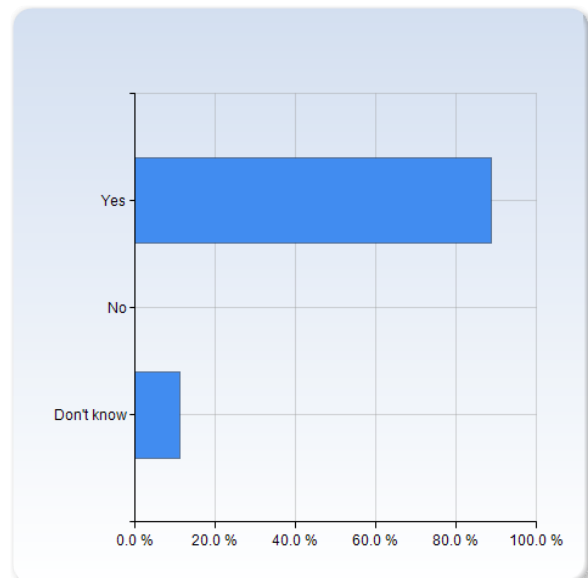
Did you think that working with the study questions from the books promoted your own learning?

Did you think that working with the study questions from the books promoted your own learning?	Number of Responses
Yes	7 (77.8%)
No	2 (22.2%)
Total	9 (100.0%)



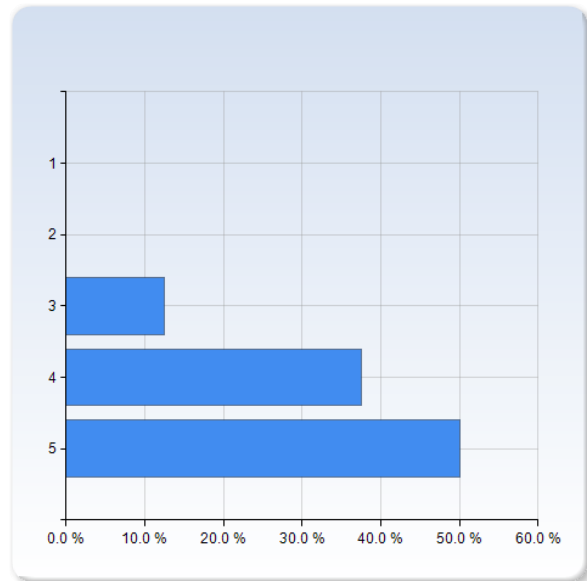
Do you think we should keep the regional marine geology and the ocean resource parts as they are now, with student presentations?

Do you think we should keep the regional marine geology and the ocean resource parts as they are now, with student presentations?	Number of Responses
Yes	8 (88.9%)
No	0 (0.0%)
Don't know	1 (11.1%)
Total	9 (100.0%)



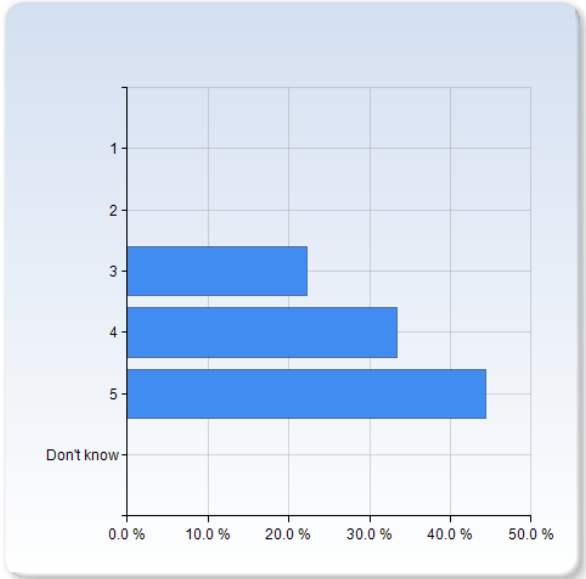
What did you think about the field - and lab work, and report writing,(taking into account the special weather conditions and HF being sick)

What did you think about the field - and lab work, and report writing,(taking into account the special weather conditions and HF being sick)	Number of Responses
1	0 (0.0%)
2	0 (0.0%)
3	1 (12.5%)
4	3 (37.5%)
5	4 (50.0%)
Total	8 (100.0%)



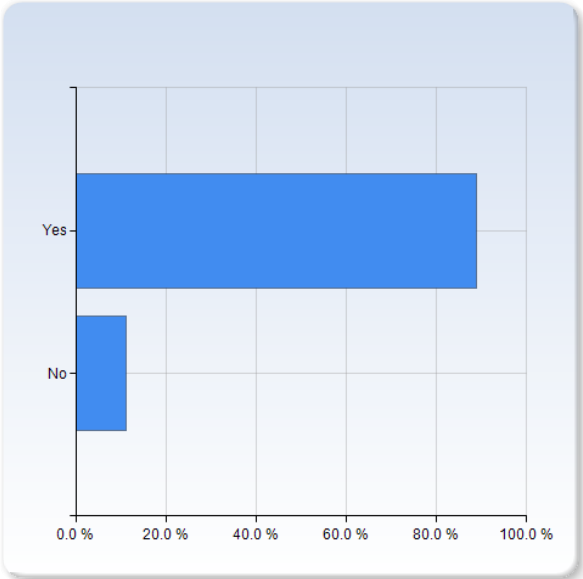
What did you think about the course literature?

What did you think about the course literature?	Number of Responses
1	0 (0.0%)
2	0 (0.0%)
3	2 (22.2%)
4	3 (33.3%)
5	4 (44.4%)
Don't know	0 (0.0%)
Total	9 (100.0%)



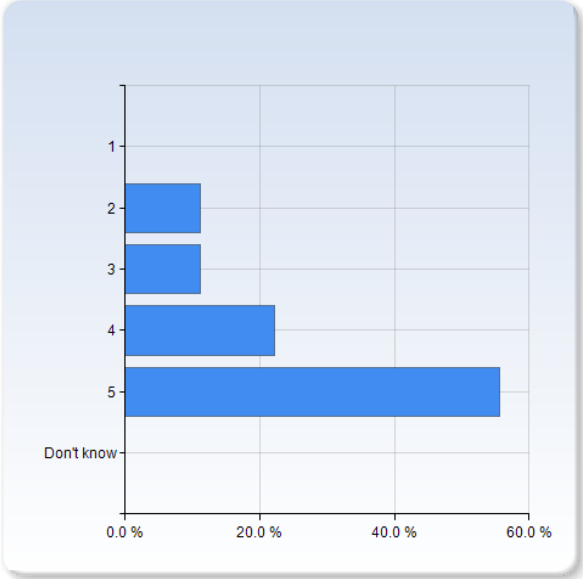
Did you read the course literature?

Did you read the course literature?	Number of Responses
Yes	8 (88.9%)
No	1 (11.1%)
Total	9 (100.0%)



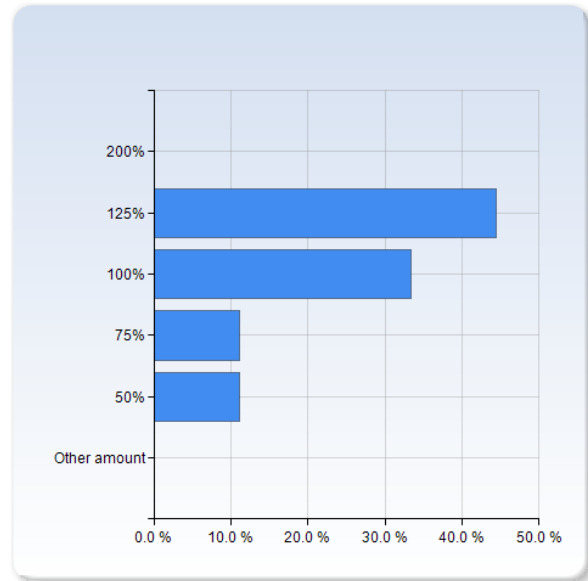
What do you think about Live at Lund?

What do you think about Live at Lund?	Number of Responses
1	0 (0.0%)
2	1 (11.1%)
3	1 (11.1%)
4	2 (22.2%)
5	5 (55.6%)
Don't know	0 (0.0%)
Total	9 (100.0%)



Workload: How much time have you spent on your studies during the course (100% corresponds to full time 8h/day)

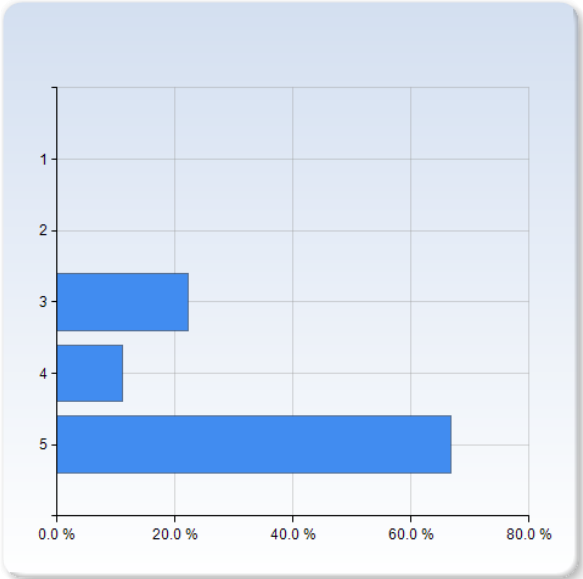
Workload: How much time have you spent on your studies during the course (100% corresponds to full time 8h/day)	Number of Responses
200%	0 (0.0%)
125%	4 (44.4%)
100%	3 (33.3%)
75%	1 (11.1%)
50%	1 (11.1%)
Other amount	0 (0.0%)
Total	9 (100.0%)



Transferable skills (rank 1-5: 5 completely agree - 1 completely disagree)

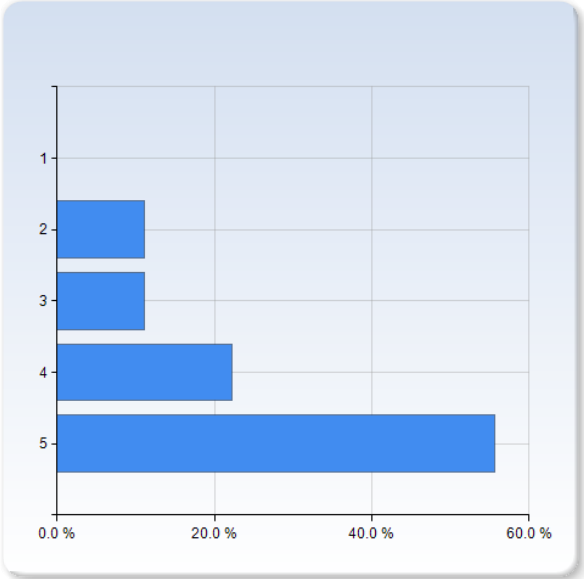
The course has improved my ability to communicate -orally and/or written

The course has improved my ability to communicate -orally and/or written	Number of Responses
1	0 (0.0%)
2	0 (0.0%)
3	2 (22.2%)
4	1 (11.1%)
5	6 (66.7%)
Total	9 (100.0%)



The course has improved my ability to work in a team

The course has improved my ability to work in a team	Number of Responses
1	0 (0.0%)
2	1 (11.1%)
3	1 (11.1%)
4	2 (22.2%)
5	5 (55.6%)
Total	9 (100.0%)



The course has improved my ability to think analytical and solve problems

The course has improved my ability to think analytical and solve problems	Number of Responses
1	0 (0.0%)
2	1 (11.1%)
3	1 (11.1%)
4	1 (11.1%)
5	6 (66.7%)
Total	9 (100.0%)

